

THE MYSTERIES OF ANCIENT EGYPT

THE MYSTERIES OF ANCIENT EGYPT

By Cliff Todd

The Mysteries of Ancient Egypt and the Study Guide are produced in support of the teaching of VA SOLs in English and History: K.1, K.3, K.4, K.6 – K.8, 1.1, 1.4, 1.6, 1.7, 1.10, 2.1, 2.3 – 2.5, 2.7 – 2.9, 3.5, 3.7, 3.8, 3.10



AT THE LIBRARY:

Tales of Ancient Egypt, by Roger Lancelyn Green, 1996.

The Pharaohs of Ancient Egypt, by Elizabeth Payne, 1981.

Science in Ancient Egypt (Science of the Past) by Geraldine Woods, 1998.


Mummies in the Morning (Magic Tree House #3) by Mary Pope Osborne, 1993.



ON THE WEB:


National Geographic: At the Tomb of Tutankhamen
www.nationalgeographic.com/egypt/

VMFA: Ancient Worlds Art
www.vmfa.museum/PreviousAncientWorlds



Play Synopsis

Inside an old trunk in Grandma's attic, Jesse and Bobby find an ancient Egyptian amulet. A famed Egyptologist, Grandma had dozens of journals about Egypt tucked away, too. But what is the meaning of the hieroglyphs inscribed on the amulet, or the scribbled notes found in those journals? Before they know it, the children are magically transported back to ancient Egypt in 620 BC where they meet Sema-tawy-tefnakht, a scribe to King Psamtik I. With his guidance, our two heroes unravel their mystery. Along the way they meet King Psamtik I and his daughter the Princess Nitocris. Jesse and Bobby travel with the Princess and the scribe on their fateful journey up the Nile to Thebes. Eventually, Sema-tawy-tefnakht and his Egyptian friends help Jesse and Bobby find their way home.



BUILDING THE PYRAMIDS

How were the pyramids built? No one knows for sure. Egyptologists and historians have long debated how they were built, and who built them. During a time in history when there was no complex machinery, how could these mammoth structures have been built? Estimates of the human resources that would have been needed range from 20,000 workers to 100,000 workers. Who were these workers, and what tools did they use to build the pyramids at Giza?

Review the simple machines below and predict how the workers might have moved, shaped, or lifted the giant stones that make up the pyramids.

Simple Machines: Draw a line from each simple machine to its name.



WHEEL & AXLE



SCREW



PULLEY



INCLINED PLANE



LEVER



WEDGE

Key Vocabulary

In an economy, producers use **natural resources** (water, soil, wood, and coal), **human resources** (people at work), and **capital resources** (machines, tools, and buildings) to produce goods and services for consumers.

USING MAPS

The Nile is one of the world's great rivers. It was and is the lifeline of the Egyptians: *"The Nile gives us our water for cooking, and drinking, and for farming. Without it we would... well, let's not even think about that."* – Sema



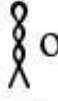




















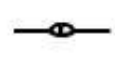









Map of Ancient Egypt

The map shows the Nile River flowing north from the Red Sea to the Mediterranean Sea. A triangle marks the location of the Pyramids, and a shaded area marks the Valley of the Kings. A compass rose indicates North, South, East, and West. A scale bar shows 150 km and 100 mi. A map key identifies the symbols for Pyramids and Valley of the Kings.

1. Color the Nile River blue.
2. Color the Mediterranean Sea blue.
3. Color the Red Sea blue.
4. Color the location of the pyramids red.
5. Color the location of the Valley of the Kings orange.
6. Color the modern country of Egypt brown.

DECIPHERING HIEROGLYPHICS

The ancient Egyptians used a form of writing called hieroglyphics. Based on picture-like symbols, this form of writing developed over a period of 3,000 years. Not every sign or character conveyed a complete thought. While some stood for ideas, others are signs, and others simply syllables. Hieroglyphs were used for formal inscriptions on tomb and temple walls. **Look at the hieroglyphic writing chart and write your name in hieroglyphs.**

A	 or 	H	 or 	O		V	
B		I		P		W	
C	 or 	J		Q		X	
D		K		R		Y	 or 
E		L		S		Z	
F		M		T			
G		N		U			
SH = 		CH = 		KH = 			

MY NAME:



EXTEND IT: Write a short message to a classmate. Exchange messages and decipher!



ANCIENT EGYPT


Search for the hidden words.

C Z E U L E A G Q R A C I R J J A F G T
 Y E S T B H Z L D V W J P E Y M C L X C
 J A R S N L B E Q X N I H P S R X Y X A
 D F A Q S U D I L K P P S J W I A R C I
 V B F E W B H M V N D U O U R U B C F D
 L G X E Z Y N I O S M H D O T H O F S P
 H O K S S J R I D I R X T I S J P W D T
 X O R O W L T K L P W K S V N U E V O P
 N A E W V A I V E E F T S R O Z C E N T
 C B V M G X N C E O D U F D T H E I B A
 A Q I I M O H J H Y R N S T I F O M X K
 W I R N G M U M M Y C A P J A M C X Z F
 D R C T Z Z N K P P A L P H A R A O H N
 I J J F W G Z A A T N Q K A D A O R P F
 E Q L B H M P L Z H O U V S G E V F Y B
 H R H I E R O G L Y P H I C S E W H C P
 M V Z L J A F L O A I M K A M E K F D P
 H C Y J G M B M Q V C P J V S X I A Y H
 T L V O G R I U Y B G V W V M I R X N D
 H T D Q C D W L S J O H D P O Y H C Q Q

HIEROGLYPHICS
 JARS
 PYRAMIDS
 SPHINX

MUMMY
 NILE
 PHARAOH
 PAPYRUS

CANOPIC
 RIVER
 THE
 IRRIGATION





INFLUENCES OF ANCIENT EGYPT

How has Ancient Egypt influenced our lives today?

<u>PAPER</u>	<u>WRITING</u>
What plant did the Egyptians make paper out of? _____ _____	What are the symbols called that the Egyptians used to write with? _____ _____
Where did they find this plant? _____ _____	In what direction do you read hieroglyphics? _____ _____
How did they make paper? _____ _____ _____	What is the Rosetta Stone and when was it found? _____ _____
How is paper similar today? _____ _____ _____ _____	What does the Rosetta Stone tell us? _____ _____ _____ _____

THE THEATRE TEAM:

It takes a team to put on a play! Let's find out who's who on the theatre team. The actors are the people you see whenever you go to a play, but there are a lot of people on the Theatre Team you never get to see. This whole team works hard to get a show ready for you:

Actors are the people who perform the play on stage. You see them every time you attend a play.

Directors tell the actors where to move on the stage and oversee the work of everyone involved in the play.

The Stage Manager is responsible for calling lighting and sound cues and for supervising the technical crew.

The Playwright writes the play. What they write tells the actors what to say on stage.

The Prop Master is in charge of the objects used by the actors on stage.

The Costume Designer plans the clothing the actors wear, called costumes. Costumes give clues about when and where a story takes place, and about the characters who wear them.

The Set Designers plan the scenery for the play.

VIRGINIA REPERTORY THEATRE

Formerly Theatre IV

Virginia Rep's Children's Theatre is a nonprofit, professional theatre in Richmond, Virginia. Since 1975 we've created exciting and innovative theatrical productions for young audiences. Each year we stage six shows at our intimate Children's Theatre in Richmond, and we tour national-caliber, educational plays to schools and public venues in Virginia and across the country.

What We Provide:

- Professional productions of literary classics, holiday shows, and historical biographies connected to the school curriculum
- Meet and Greet the cast at your request
- 40 years of experience of touring professional theatre for young audiences
- Reliable and talented company of actors who load-in and load-out the entire production, including attractive sets, costumes, and sound systems
- Competitive pricing structure
- Question and Answer sessions between our cast and your audience



114 West Broad St.
Richmond, VA 23220

1.800.235.8687

www.varep.org

Nathaniel Shaw

Artistic Director

Phil Whiteway

Managing Director

Eric Williams

Director of Tour
Operations

Gordon Bass

Tour Manager

Amber Martinez

Arts in Education
Manager

This study guide is property of Virginia Repertory Theatre. Photocopying of the study guide is permitted. Any other use of the contents must be accompanied by the phrase, "Text used with permission from Virginia Repertory Theatre-Richmond VA"

©Virginia Repertory
Theatre 2018